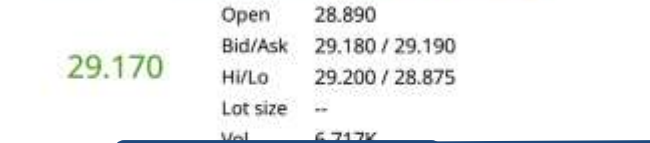


US Advanced Orders User Guide (Android)

Contents	Page
Place Limit Order by Stop Price	3-5
Place Market Order by Stop Price	6-8
Place Sell Trailing Stop Order	9-14

Place Order: Limit Order By Stop Price (Part 1)

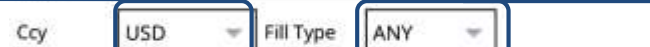
1. Select "Stop Loss"



1. If the following condition is met:



2. Place the following order:



2. Select your Account

3. Key in Stop Price
(Your order below will be submitted upon meeting this price condition)

4. Key Price and Quantity

5. Select Order Type: Limit

7. Select Fill Type:
• ANY
• AON (All or None)

8. Select Validity:
• DAY
• GTC (Good Till Cancel)

6. Select Settlement Currency for counters traded in foreign currency

9. Insert your online trading account password

10. Click Submit button to submit order

Place Order: Limit Order By Stop Price (Part 2)

Upon tapping on Submit, you will receive the following confirmation screen for order verification.

ORDER CONFIRMATION			
Please confirm your order:			
Trig Type	Stop Price	Trig Cond	Last Done Price ≤
Trig Price	29.160	Acct	(Cash)
Action	Sell	Counter	BAC.N:NYS
Name	BANK OF AMERICA	Price	29.150
Qty	1	Ord Type	Limit
Payment	Cash	Ccy	USD
Validity	Day	Fill Type	ANY
Trade Value	29.15 (USD)		

To complete submission of order to the system, tap **Submit** to confirm order

Submit

Cancel

Place Order: Limit Order By Stop Price (Part 3)

After submitting your confirmed order, you will be shown the Order Result Screen where your order is being submitted to the Exchange.

When your order is successful, the following message appears

ORDER RESULT

Your order has been accepted by the system and will be submitted to the Exchange. The order may be subject to further checks by the Exchange and could still be Rejected. Please check Order Book for the updated status.

Ref.	0LNT84A34483230	Trig Type	Stop Price
Trig Cond	Last Done Price ≤	Trig Price	29.160
Acct	<input type="text"/>	Action	Sell
Counter	BAC.N:NYS	Name	BANK OF AMERICA
Price	29.150	Qty	1
Ord Type	Limit	Payment	Cash
Ccy	USD	Validity	Day
Fill Type	ANY	Force Ord	NO
Trade Value	29.15 (USD)		

Important Note:
Upon placing your order, check Order Book for updated status and to ensure the order has been successfully placed to the relevant exchange.

OK

Place Order: Market Order By Stop Price (Part 1)

A market order is entered with a quantity but without a price and it will be traded at the best price currently available in the market. Please use extreme caution when using a market order as a lack of liquidity may result in an extremely adverse filled price.

1. Select "Stop Loss"

BANK OF AMERICA
BAC.N:NYS

Basic Market Order **Stop Loss**

Open 31.340
Bid/Ask 31.270 / 31.280
Hi/Lo 31.410 / 31.190
Lot size --
Vol 7.642K

31.270

Account: (Cash) ⓘ

1. If the following condition is met:

Stop Price - 31.25 +

Based Last Done Price

2. Place the following order:

Action Buy Sell

Quantity - 100 +

Order Type Market

Ccy USD Fill Type ANY

Mode Cash

Password

Submit Cancel

2. Select your Account

3. Key in Stop Price

(Your order below will be submitted upon meeting this price condition)

4. Select Action

5. Enter Quantity of Shares

6. Select Order Type: Market

8. Select Fill Type:

- ANY
- AON (All or None)

7. Select Settlement Currency for counters traded in foreign currency

9. Insert your online trading account password

10. Click Submit button to submit order

Place Order: Market Order By Stop Price (Part 2)

Upon tapping on Submit, you will receive the following confirmation screen for order verification.

ORDER CONFIRMATION			
Please confirm your order:			
Trig Type	Stop Price	Trig Cond	Last Done Price ≤
Trig Price	31.250	Acct	<input type="text"/> (Cash)
Action	Sell	Counter	BAC.N:NYS
Name	BANK OF AMERICA	Qty	100
Ord Type	Market	Payment	Cash
Ccy	USD	Validity	Day
Fill Type	ANY	Trade Value	--

To complete submission of order to the system, tap **Submit** to confirm order

Submit

Cancel

Place Order: Market Order By Stop Price (Part 3)

After submitting your confirmed order, you will be shown the Order Result Screen where your order is being submitted to the Exchange.

When your order is successful, the following message appears

ORDER RESULT

Your order has been accepted by the system and will be submitted to the Exchange. The order may be subject to further checks by the Exchange and could still be Rejected. Please check Order Book for the updated status.

Ref.	0LNT84434397280	Trig Type	Stop Price
Trig Cond	Last Done Price ≤	Trig Price	31.250
Acct	<input type="text"/>	Action	Sell
Counter	BAC.N:NYS	Name	BANK OF AMERICA
Price	0.000	Qty	100
Ord Type	Market	Payment	Cash
Ccy	USD	Validity	Day
Fill Type	ANY	Force Ord	NO
Trade Value	--		

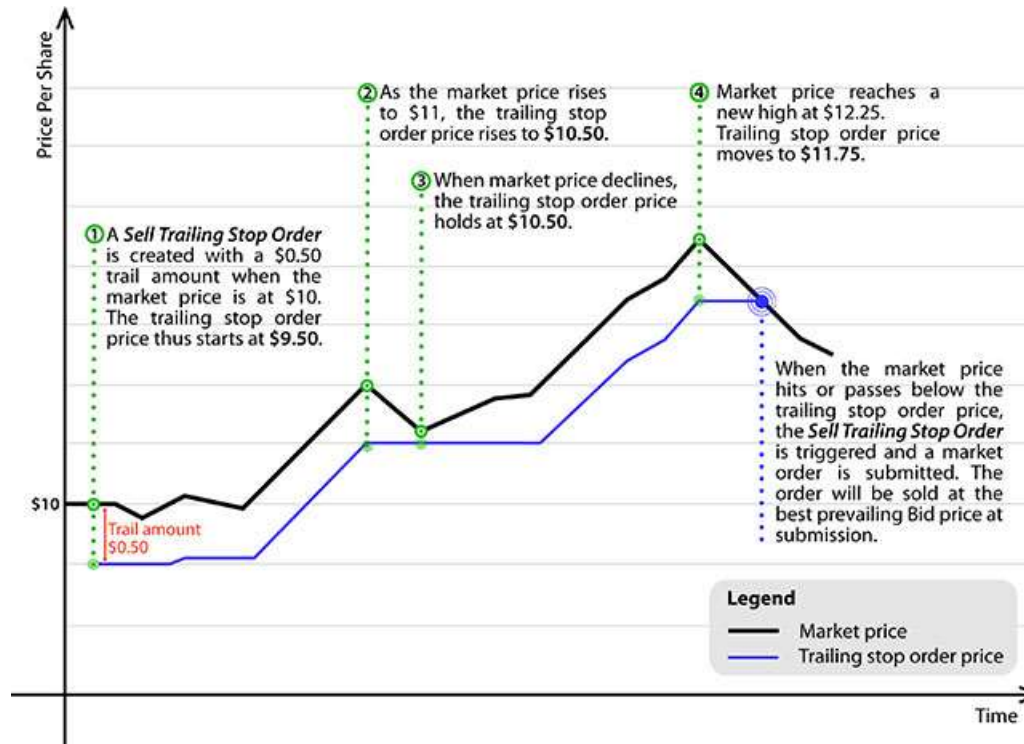
Important Note:

Upon placing your order, check Order Book for updated status and to ensure the order has been successfully placed to the relevant exchange.

OK

Place Order: Sell Trailing Stop Order (Part 1)

A sell trailing stop order allows you to sell a security if it moves in an unfavorable direction. The stop loss price is not set at a single, absolute price, but instead is set at a certain percentage or a certain dollar amount below the market price. As the market price increases, the stop price rises by the trail amount or percentage. However, the stop price will remain the same when the market price decreases. If the market price reaches a new high, the stop price will resume rising by the trail amount or percentage. When the market price hits or passes through the stop price, the Sell Trailing Stop Order is triggered and a market order is submitted. As market orders will be executed at the best prevailing bid price, you are advised to exercise caution for illiquid counters as your orders may be filled at an unfavourable price.



Place Order: Sell Trailing Stop Order (Part 2)

1. Select "Market Order"

BANK OF AMERICA
BAC.N:NYS

Basic **Market Order** Stop Loss

31.270

Open 31.340
Bid/Ask 31.270 / 31.280
Hi/Lo 31.410 / 31.190
Lot size --
Vol 7.642K

Account (Cash) *i*

Action Buy Sell

2. Select your Account

Only Sell action is available by default when Trailing Stop order is being selected

Quantity - +

Order Type
Trailing Stop
Limit
Market
Trailing Stop ✓

Ccy

Mode Cash Validity Day

3. Enter Quantity of Shares

4. Select "Trailing Stop"

Place Order: Sell Trailing Stop Order (Part 3)

The screenshot shows the 'BANK OF AMERICA BAC.N:NYS' trading interface. At the top, there are three tabs: 'Basic', 'Market Order' (which is selected and highlighted in orange), and 'Stop Loss'. Below the tabs, market data is displayed: 'Open 31.340', 'Bid/Ask 31.270 / 31.280', 'Hi/Lo 31.410 / 31.190', 'Lot size --', and 'Vol 7.647K'. The current bid price '31.270' is shown in red. Below the market data, there are several input fields: 'Account' (set to 'Cash'), 'Action' (with 'Buy' and 'Sell' buttons, 'Sell' is selected), 'Quantity' (set to '200'), 'Order Type' (set to 'Trailing Stop'), 'Trailing Amount' (set to '1.50'), 'Ccy' (set to 'USD'), 'Mode' (set to 'Cash'), 'Fill Type' (set to '\$'), and 'Validity' (set to 'Day'). A blue box highlights the 'Trailing Amount' field and the 'Fill Type' dropdown, with a line pointing to the explanatory text on the right.

6. Select Settlement Currency for counters traded in foreign currency

5. Enter a "trailing" amount and select \$ or %

As market orders will be executed at the best prevailing bid price, you are advised to exercise caution for illiquid counters as your orders may be filled at an unfavourable price.

Place Order: Sell Trailing Stop Order (Part 4)

The screenshot shows a mobile trading app interface for placing a sell trailing stop order for Bank of America (BAC.N:NYS). The interface includes a header with a back arrow and the stock name. Below the header, there are three tabs: 'Basic', 'Market Order' (which is selected and highlighted in orange), and 'Stop Loss'. The 'Market Order' tab displays the current price of 31.270 and other market data: Open at 31.340, Bid/Ask at 31.270 / 31.280, Hi/Lo at 31.410 / 31.190, Lot size as '--', and Volume at 7.642K. The 'Account' is set to 'Cash'. The 'Action' is set to 'Sell'. The 'Quantity' is set to 200. The 'Order Type' is set to 'Trailing Stop'. The trailing stop amount is set to 1.50. The 'Ccy' is set to 'USD', 'Fill Type' is set to 'ANY', 'Mode' is set to 'Cash', and 'Validity' is set to 'Day'. A password field is visible at the bottom, and there are 'Submit' and 'Cancel' buttons.

7. Select Fill Type:

- ANY
- AON (All or None)

8. Select Validity:

- DAY
- GTC (Good Till Cancel)

9. Insert your online trading account password

10. Click Submit button to submit order

Place Order: Sell Trailing Stop Order (Part 5)

Upon tapping on Submit, you will receive the following confirmation screen for order verification.

ORDER CONFIRMATION			
Please confirm your order:			
Acct	<input type="text"/> (Cash)	Action	Sell
Counter	BAC.N:NYS	Name	BANK OF AMERICA
Last	31.270	Qty	200
Ord Type	Trailing Stop	Trail By	1.50\$
Payment	Cash	Ccy	USD
Validity	Day	Fill Type	ANY
Trade Value	--		

To complete submission of order to the system, tap **Submit** to confirm order

Submit

Cancel

Place Order: Sell Trailing Stop Order (Part 6)

After submitting your confirmed order, you will be shown the Order Result Screen where your order is being submitted to the Exchange.

When your order is successful, the following message appears

ORDER RESULT

Your order has been accepted by the system and will be submitted to the Exchange. The order may be subject to further checks by the Exchange and could still be Rejected. Please check Order Book for the updated status.

Ref.	0LNT84334372350	Acct	
Action	Sell	Counter	BAC.N:NYS
Name	BANK OF AMERICA	Last	31.270
Price	31.270	Qty	200
Ord Type	Trailing Stop	Trail By	1.50\$
Payment	Cash	Ccy	USD
Validity	Day	Fill Type	ANY
Force Ord	NO	Trade Value	--

OK

Important Note:

Upon placing your order, check Order Book for updated status and to ensure the order has been successfully placed to the relevant exchange.

FAQ links for more information:

- [US Advanced Orders FAQ](#)
- [US FAQ](#)
- [SGX Advanced Orders FAQ](#)
- [Contract For Difference Advanced Orders FAQ](#)

For more assistance, please call Helpdesk: 6799 8188
or email online@limtan.com.sg